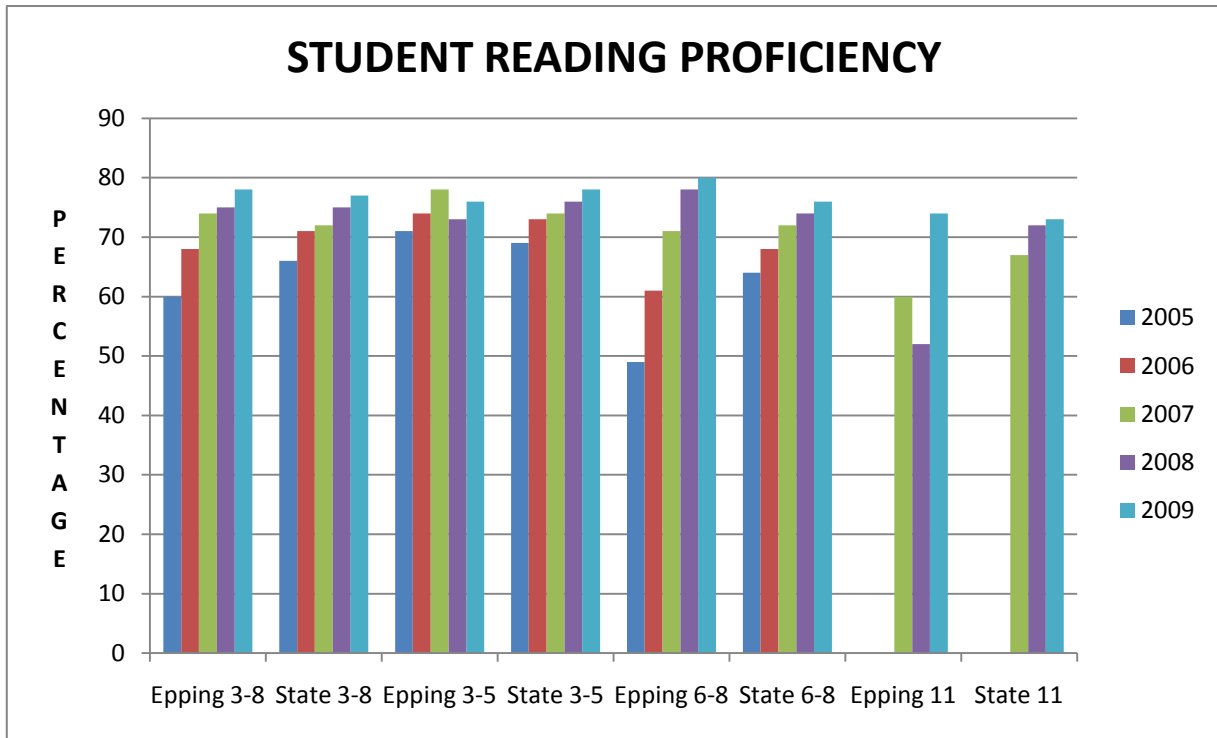


2009 NECAP ANALYSIS
 READING



Grades 3 to 8

1. Student reading proficiency increased steadily over the 5 year testing period.
2. The 2009 results showed 78% of students proficient in reading.
3. The 2009 results showed Epping students performing above state average.

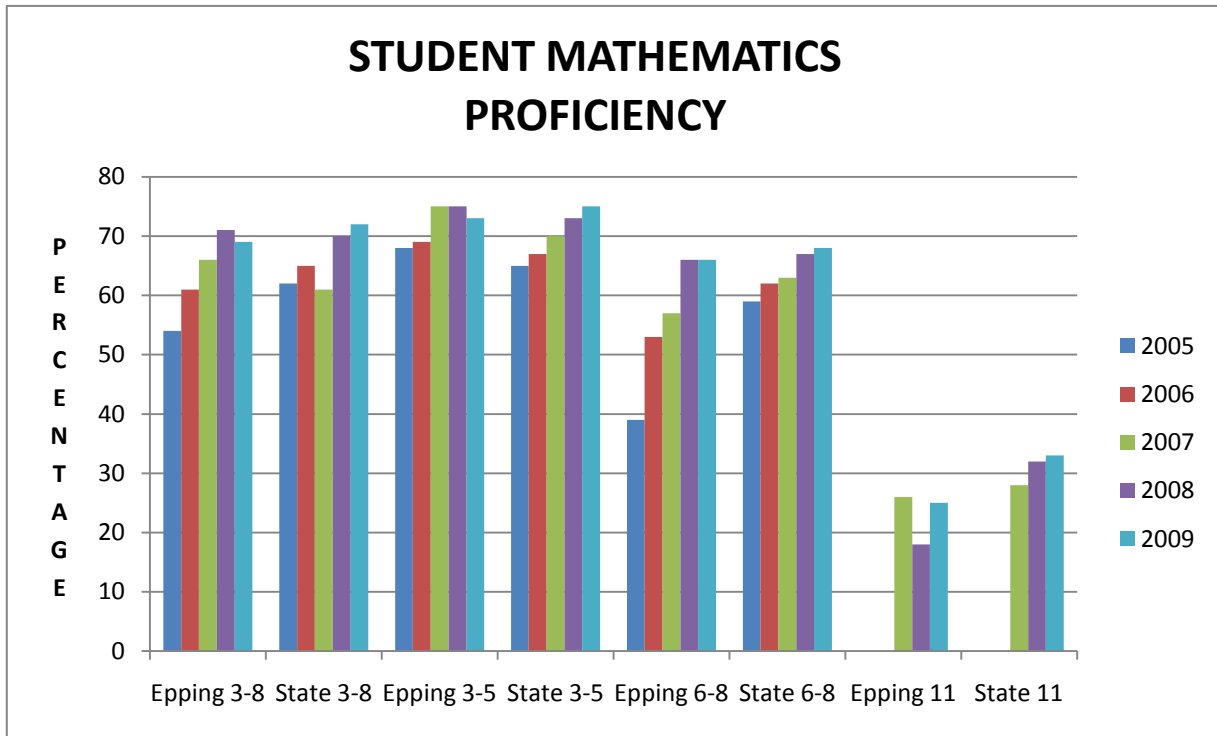
Grade 11

1. Student reading proficiency increased significantly from last year.
2. The latest test results for 2009 showed 74% of students proficient in reading.
3. The latest test showed Epping students performing above state average.

% Reading Proficiency

	<u>2005</u>	<u>2006</u>	<u>2007</u>	<u>2008</u>	<u>2009</u>
Epping 3-8	60	68	74	75	78
State 3-8	66	71	72	75	77
Epping 3-5	71	74	78	73	76
State 3-5	69	73	74	76	78
Epping 6-8	49	61	71	78	80
State 6-8	64	68	72	74	76
Epping 11			60	52	74
State 11			67	72	73

2009 NECAP ANALYSIS
 MATHEMATICS



Grades 3 to 8

1. Student mathematics proficiency decreased from last year.
2. The 2009 results showed 69% of students proficient in mathematics.
3. The 2009 results showed Epping students performing below state average.

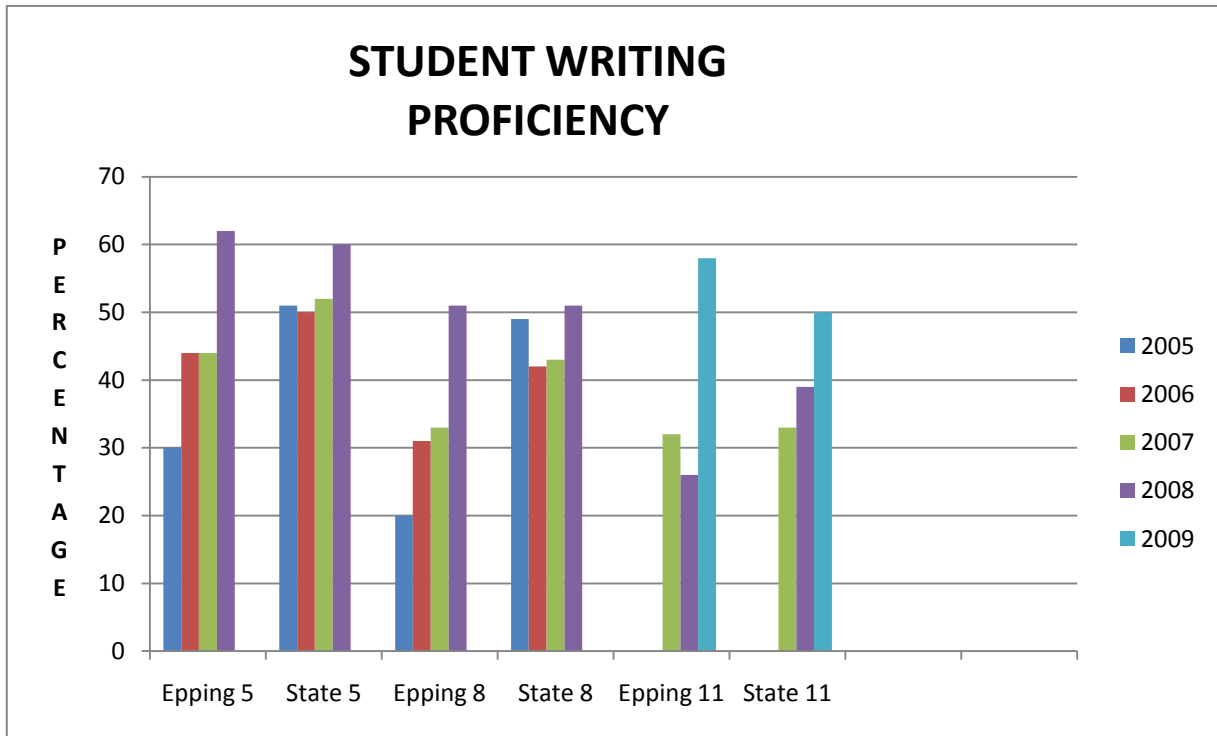
Grade 11

1. Student mathematics proficiency increased from last year.
2. The 2009 results showed 25% of students proficient in mathematics.
3. The 2009 results showed Epping students performing below state average.

% Mathematics Proficiency

	<u>2005</u>	<u>2006</u>	<u>2007</u>	<u>2008</u>	<u>2009</u>
Epping 3-8	54	61	66	71	69
State 3-8	62	65	61	70	72
Epping 3-5	68	69	75	75	73
State 3-5	65	67	70	73	75
Epping 6-8	39	53	57	66	66
State 6-8	59	62	63	67	68
Epping 11			26	18	25
State 11			28	32	33

2009 NECAP ANALYSIS
WRITING



Grades 3 to 8

1. This year the elementary and middle school NECAP was a pilot test yielding no results.

Grade 11

1. Student writing proficiency increased significantly from last year.
2. The 2009 results showed 58% of students proficient in writing.
3. The 2009 results showed Epping students performing above state average.

% Writing Proficiency

	<u>2005</u>	<u>2006</u>	<u>2007</u>	<u>2008</u>	<u>2009</u>
Epping 5	30	44	44	62	
State 5	51	50	52	60	
Epping 8	20	31	33	51	
State 8	49	42	43	51	
Epping 11			32	26	58
State 11			33	39	50